



We are Lighting your Life

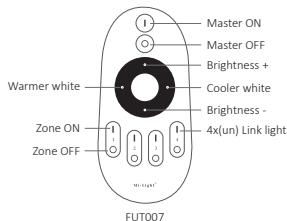
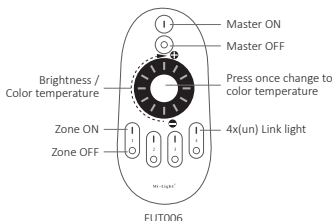
Color Temperature Remote Control

Model No.: FUT006 / FUT007

1. Features

This manual describes two types of remote controls with same functions. Adopt world-wide used 2.4GHz frequency, GFSK control method, with the features of low power consumption, long distance transmitting, strong anti-interference and fast communication rate. Can control specified Mi-Light / MiBoxer smart light with color temperature and brightness changing.

2. Products Key Diagram

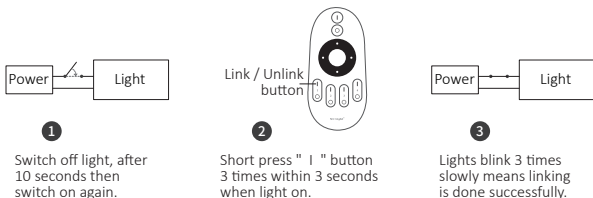


- To dim all dual white lights at once or change the color temperature, first press "Master ON".
- To do this with individual lights, first press "Zone ON". Secondly, set the adjustment for color temperature or brightness.
- To turn on the night light mode of a single (dual white) light, press and hold the "Zone OFF" from one of the 4 Zones.
- To turn on all the lights in night light mode, press and hold "Master OFF".
- For remote control FUT006, the default mode is to adjust the brightness, rotating the wheel from left to right, brightness up, from right to left, brightness down. Switching to adjusting the color temperature by pressing the middle button once, left to right, cooler, right to left, warmer.

3. Linking Code / Unlinking Code Instructions

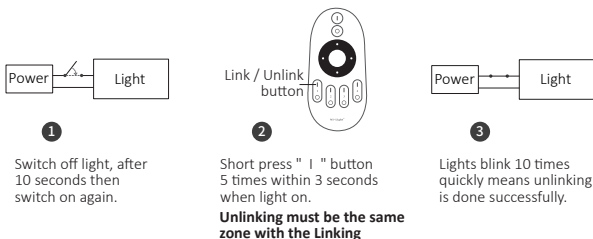
Remark: The light can be working after linking with the remote.

Linking Code Instructions



Linking failed if light is not blinking slowly, Please follow above steps again.
(Note: Light that have linked can't link again)

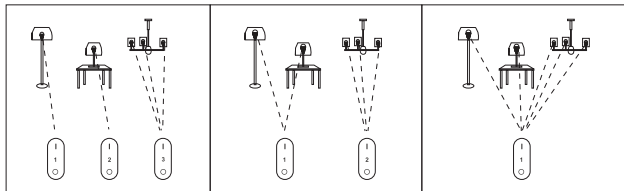
Unlinking Code Instructions



Unlinking failed if light is not blinking quickly, Please follow above steps again.
(Note: Light haven't linked that don't need to unlink)

4. Grouping of several lights

You can add an endless numbers of lights to a zone on the 4 channel remote by linking the lights to different zones. This way you are completely flexible in creating different group combinations. Below you can see some grouping examples.



Remark:

1. The user can re-programme freely as needed. One remote can control countless lamps or controllers, but one lamp or controller can only be controlled by four remotes (Max).
2. Please check the battery installation and controller (totally discharge the power), when you programme after switching off and switching on.

5. Attention

1. This remote only control specified Mi-Light / MiBoxer products; not all Mi-Light / MiBoxer series can work on this remote.
2. In the using of the remote, if the indicated lamp blinking quickly, Please change the battery in time. Please don't use poor quality battery to avoid the leaking of battery liquid to damage the remote.
3. This 2.4GHz remote is precise electronic product; don't use it in humid, high temperature, dust and high voltage environment; Saving it at indoor, dry and no static electricity environment.
4. Please don't use the remote on the wide-range metal or strong electromagnetic wave area, otherwise, it will badly affect the controlling distance.



Made in China