



*We are Lighting your Life*

## 5 in 1 Smart LED Controller

### Features

5 in 1 (Single Color&CCT&RGB&RGBW&RGB+CCT) smart strip controller is our newly developed high-end LED controller. controlled by wireless remote controller, also with smartphone control and 4G long distance control (2.4GHz gateway is needed). The controller has auto-transmitting and auto-synchronizing. function and with brightness, CCT, RGB, RGBW and RGB+CCT output mode. This controller adopt the widely used 2.4GHz wireless technology with the features of low power consumption, long signal transmitting and strong anti-interference,etc. One compatible remote control many controllers at the same time. Widely used on the controlling of hotel lighting and home lighting.



16 Millions of colors to choose



Remote control  
Control distance 30m



Color temperature adjustable



Smartphone app control  
(2.4GHz gateway is needed)



Dim brightness / Saturation



Support third party voice control  
(2.4GHz gateway is needed)



2.4G RF wireless transmission technology

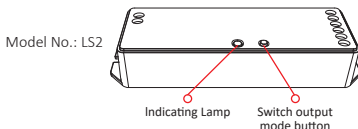

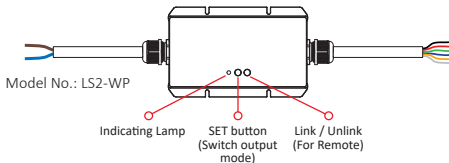


Signal transmitting & Modes synchronization

## Switching Output Mode

Short press the "SET / Switch output mode" button, indicator lamp change color if switch mode successfully, different colors mean different output mode, details see below sheet.

Indicating Lamp Color	Output Mode
White Light	Single Color Mode
Yellow Light	Dual White Mode
Red Light	RGB Mode
Green Light	RGBW Mode
Blue Light	RGB+CCT Mode



## Dynamic mode table selection (Only used in RGB/RGBW/RGB+CCT mode)

**Select dynamic mode table 1:** The light is powered off for 10 seconds and then powered on. Within 3 seconds, press the "S+" button 5 times, the blue light blink 3 times slowly, indicating successfully.

**Select dynamic mode table 2:** The light is powered off for 10 seconds and then powered on. Within 3 seconds, press the "S-" button 5 times, and the yellow light blink 3 times slowly, indicating successfully.

### Dynamic mode table 1 (default)

Number	Dynamic Mode	Brightness / Saturation / Speed
1	Mardi Gras	Adjustable
2	Automatic color change	
3	Sam	
4	Gemstone	
5	Twilight	
6	American	
7	Fat Tuesday	
8	Party	
9	Slow Color Splash	

### Dynamic mode table 2 (need to switch manually)

Number	Dynamic Mode	Brightness / Saturation / Speed
1	Colors gradual change	Adjustable
2	White light Gradual change	
3	RGB gradual change	
4	Seven colors jump to change	
5	Jump to change randomly	
6	Red light gradual change +Flash 3 times	
7	Green light gradual change +Flash 3 times	
8	Blue light gradual change +Flash 3 times	
9	White light gradual change +Flash 3 times	

## Linking Code / Unlinking Code Instructions

### Linking Code Instructions



Linking failed if light is not blinking slowly, Please follow above steps again.  
(Note: Light that have linked can't link again)

### Unlinking Code Instructions



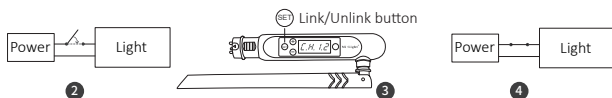
Unlinking failed if light is not blinking quickly, Please follow above steps again.  
(Note: Light haven't linked that don't need to unlink)

## DMX512 LED Transmitter Link / Unlink

(Only used in RGB+CCT mode)


Compatible with DMX512 LED Transmitter (Purchase separately)

- ① Choose the zone for the light by pressing “+” or “-” (e.g. “CH12” means zone 12)



### Link


Switch off the light,  
after 10 seconds  
switch on again

When the light is on, short  
press “” 3 times within 3  
seconds

The light blink slowly 3 times,  
means the linking is done  
successfully

### Unlink

Switch off the light,  
after 10 seconds  
switch on again

When the light is on, short  
press “” 5 times within 3  
seconds

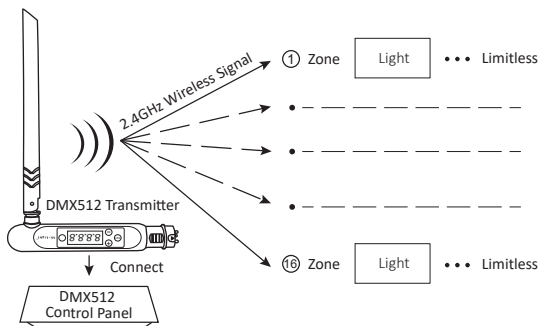
The light blink quickly 10 times,  
means the unlinking is done  
successfully



If the link or unlink failed, please follow the above steps again.

## DMX512 LED Transmitter Connection Diagram

(Only used in RGB+CCT mode)



## Signal transmitting

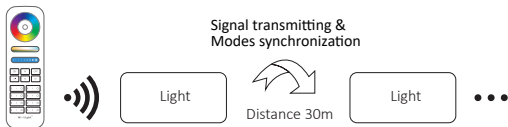
One light can transmit the signals from the remote control to another light within 30m, as long as there is a light within 30m, the remote control distance can be limitless.

## Modes synchronization

Different lights can work synchronously when they are started at different times, light by the same Remote, under same dynamic mode and within 30m distance.



The same dynamic mode, the same speed can be synchronized.



## The mode of “Do Not Disturb”

It can be activated or turned off via remote control

**Turn on “Do not disturb” (wide using in the area which have power failure frequently to save energy)**

Press “OFF” button three times within three seconds and press “ON” button three times, Activated successfully once led light flashes four times quickly.

**Attention:** Do not disturb mode is activated

1. When the light is OFF status (For example: Use app or remote to turn off light)

The light is OFF status once you turn off power and turn on again. **(User must turn off and turn on power twice times to activate light or use APP / remote to activate light)**

2. When the light is ON status

The light is ON status once you turn off and turn on power one time.

**Turn off “Do not disturb”**

Press “ON” button three times within three seconds and press “OFF” button three times, closed successfully once led light flashes four times slowly.

**Attention:** The light will be always “ON” status if you turn on and turn off power once user closed “Do not Disturb” mode.

## Scan QR code to watch video instruction



Smartphone app control  
(WL-Box1 video)

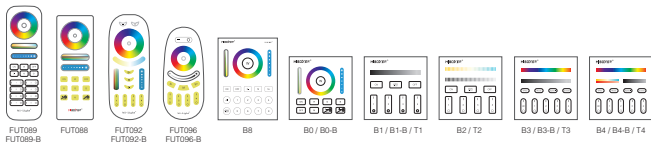


Third party voice control

## Attention

1. Please check whether the voltage of the power supply is in accordance with the light, and please check the connection of both the cathode and anode, otherwise the light will be broken.
2. Please don't connect wires with power on. Please turn on again only when it is in right connection and no short circuit.
3. Non-professional user cannot dismantle the lighting fixtures directly.
4. Please do not use the light in the place with widely range metal area or strong electromagnetic wave nearby, otherwise, the remote distance will be seriously affected.

## Compatible with these remote controls (Purchased separately)



**Controller will work after linking with remote control;  
for more details, please read the remote instruction.**



Made in China